



**Community  
Service  
Society** | Fighting Poverty  
Strengthening  
New York

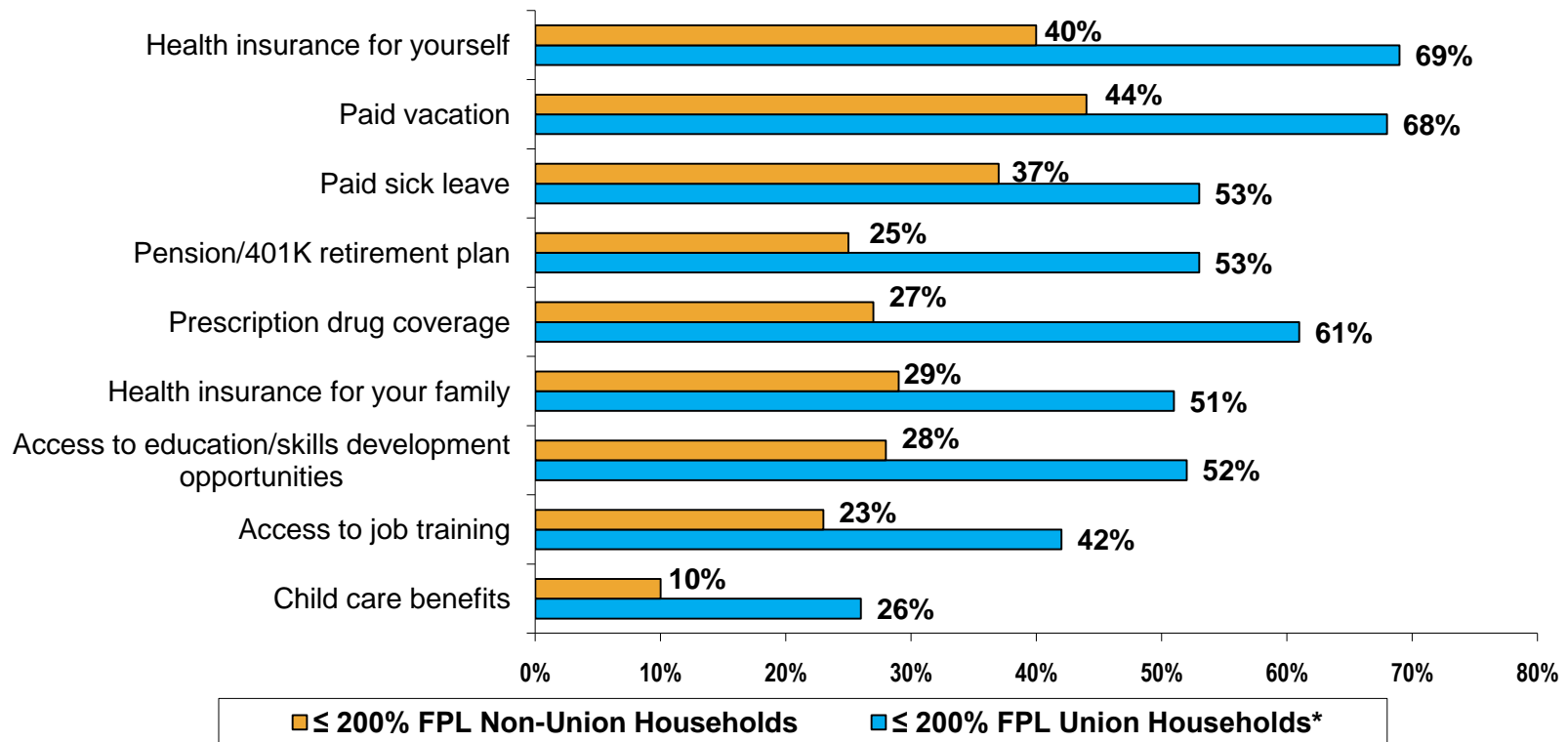
# UNION JOBS ARE BETTER JOBS

## Selected Findings from the 2008 Unheard Third

January 22, 2009

## Low-income union households are more likely than their non-union counterparts to report receiving a range of employer sponsored benefits, and access to job training and educational opportunities.

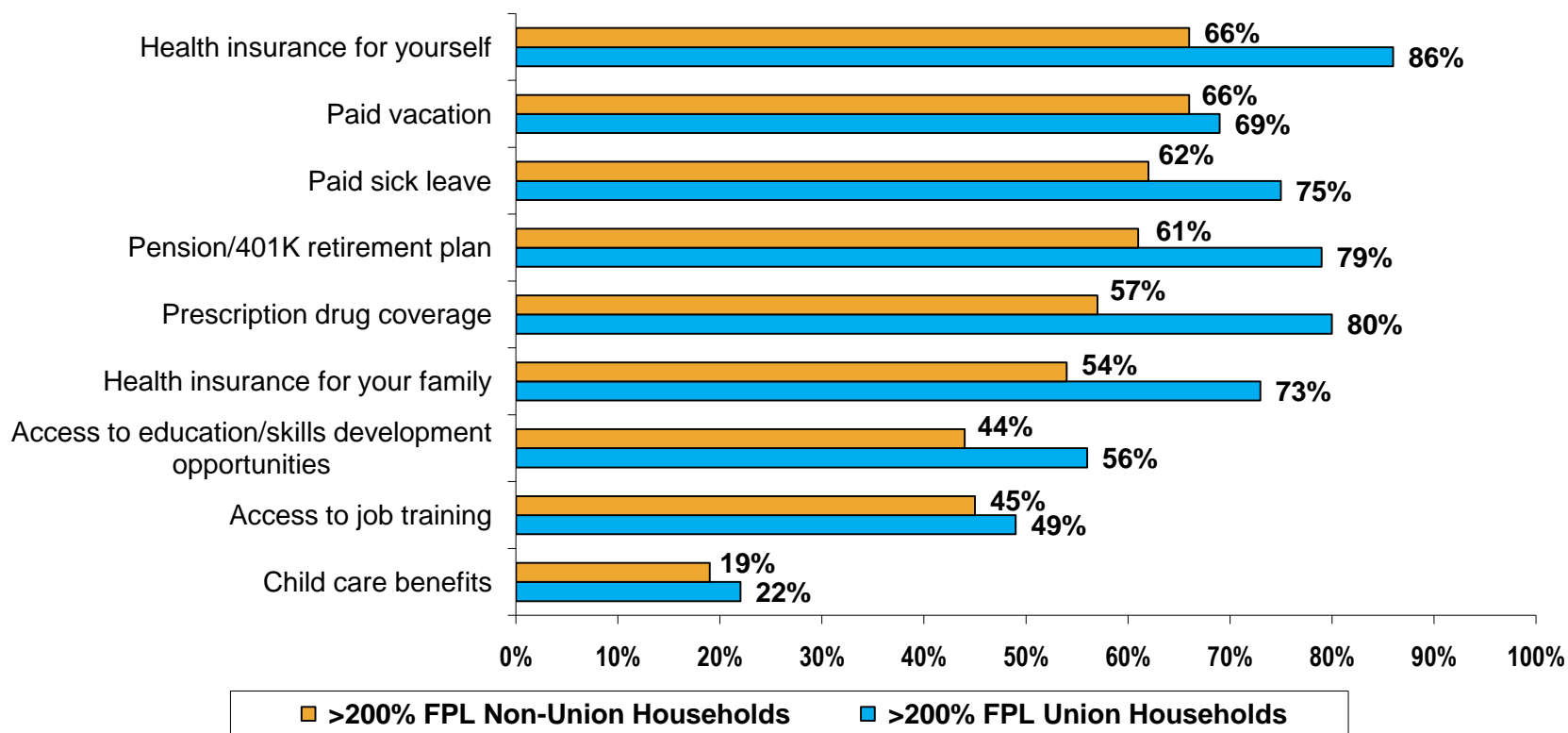
Which of the following benefits, if any, do you receive from your employer? (ASKED ONLY OF THOSE WHO ARE EMPLOYED PART-TIME OR FULL-TIME)



\*Small n size

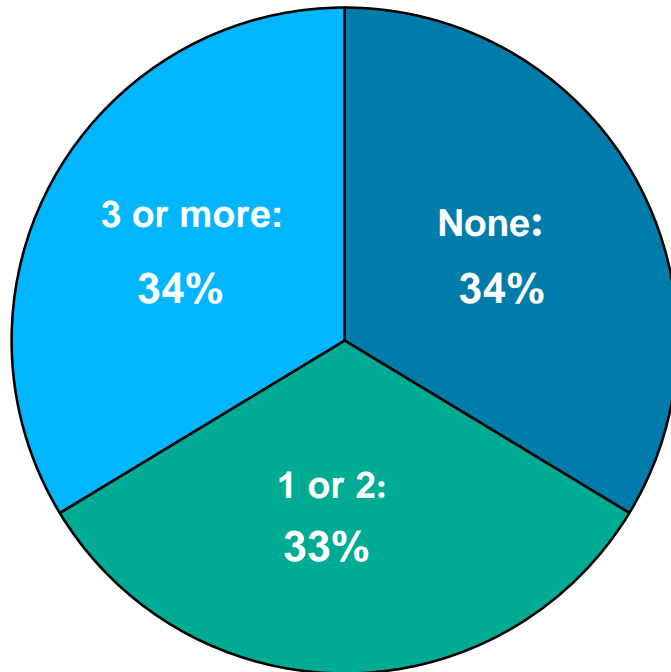
## Among moderate- to higher-income workers, those in union households are more likely to say they receive employer sponsored benefits – including health care, paid sick leave, and retirement savings.

Which of the following benefits, if any, do you receive from your employer? (ASKED ONLY OF THOSE WHO ARE EMPLOYED PART-TIME OR FULL-TIME)



**More than two-thirds of low-income full-time workers faced at least one hardship in the past year. One-third faced 3 or more hardships. 28% went without a needed prescription. 27% fell behind on rent or mortgage. 18% often skipped meals. 37% cut back on school supplies and clothes.**

**Multiple Hardships for  
Low-Income Full-Time Workers  
( $\leq$  200% FPL)**



#### Hardships:

##### Economic

- 37% Cut back on buying back-to-school supplies and clothes
- 17% Had hours, wages or tips reduced
- 15% Lost job
- 6% Received assistance from charity/religious/community org.

##### Food

- 18% Often skipped meals because there wasn't enough money to buy food
- 17% Received free food or meals from family or friends
- 14% Went hungry because there wasn't enough money to buy food
- 9% Received free food or meals from a food pantry, soup kitchen or meal program

##### Health

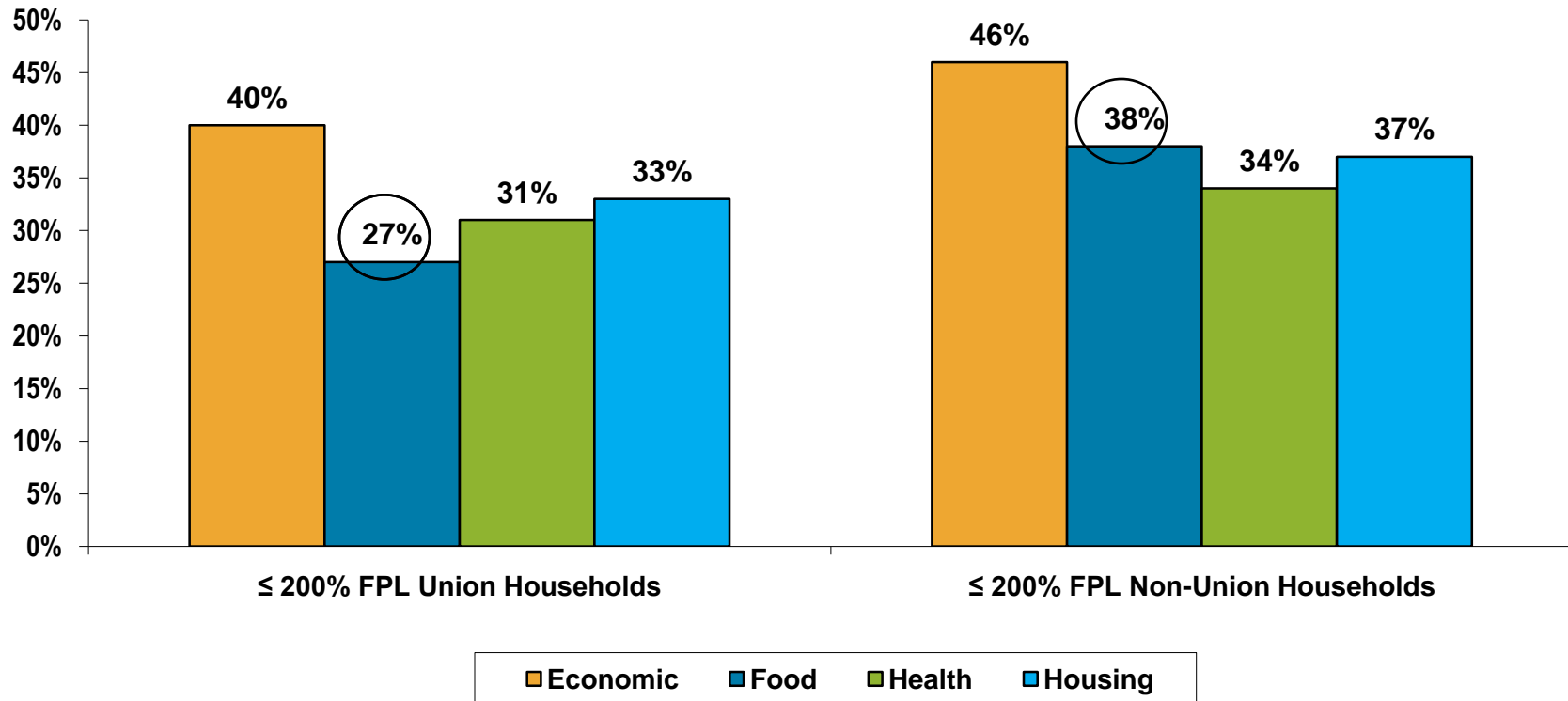
- 28% Needed to fill a prescription but couldn't because of a lack of money or insurance
- 21% Not gotten or postponed getting medical care or surgery because of a lack of money or insurance

##### Housing

- 27% Fell behind in rent or mortgage in the last year
- 21% Had either the gas, electricity, or telephone turned off because the bill was not paid
- 13% Moved in with other people even for a little while because of financial problems
- 3% Stayed at a shelter, in an abandoned building, an automobile, or any other place not meant for regular housing even for one night because didn't have enough money for a place to live

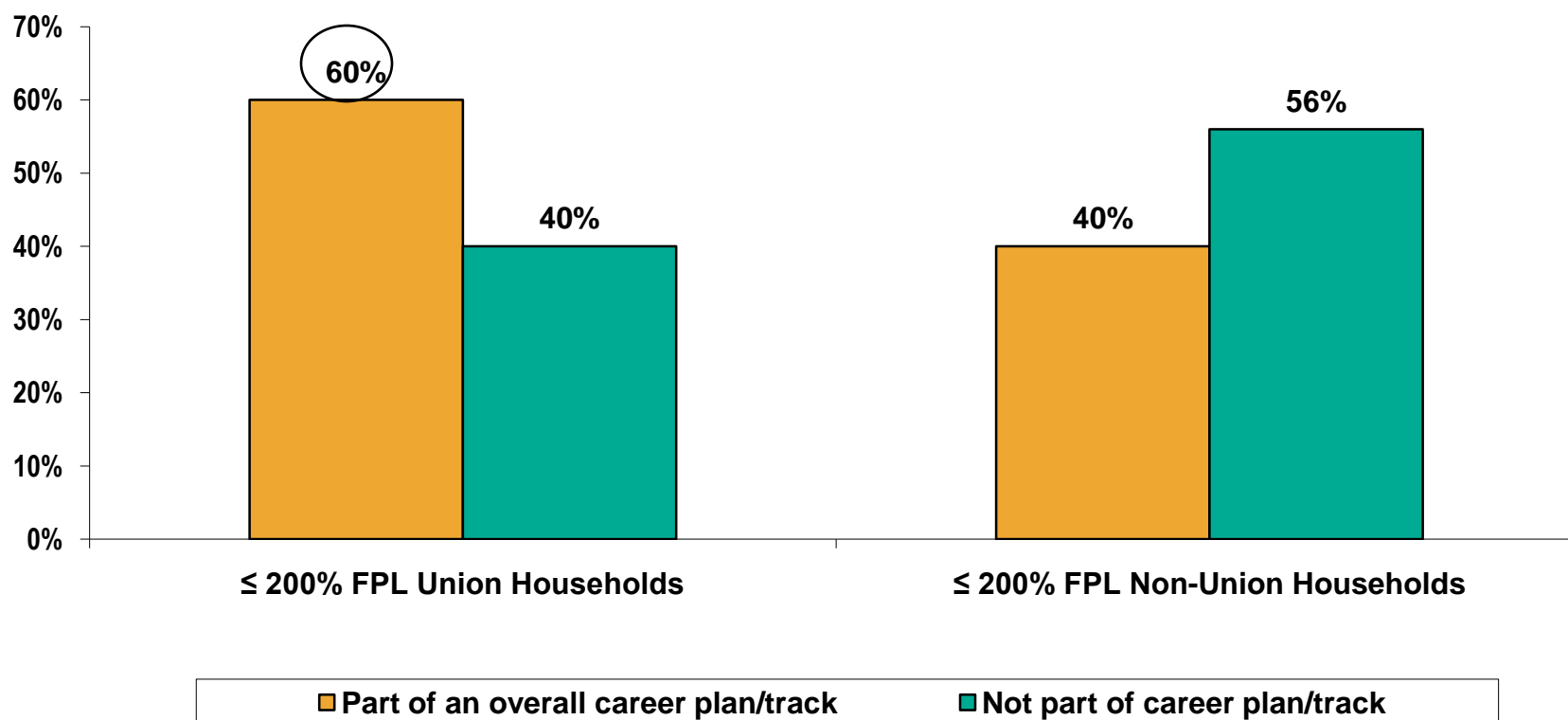
Among low-income New Yorkers, union households are less likely to experience economic, food, health, and housing hardships than their non-union counterparts. The greatest difference between union and non-union household is the extent of food hardships.

Type of Hardships



## Low-income workers in union households are more likely than their non-union counterparts to report that their job is part of an overall career plan or career track.

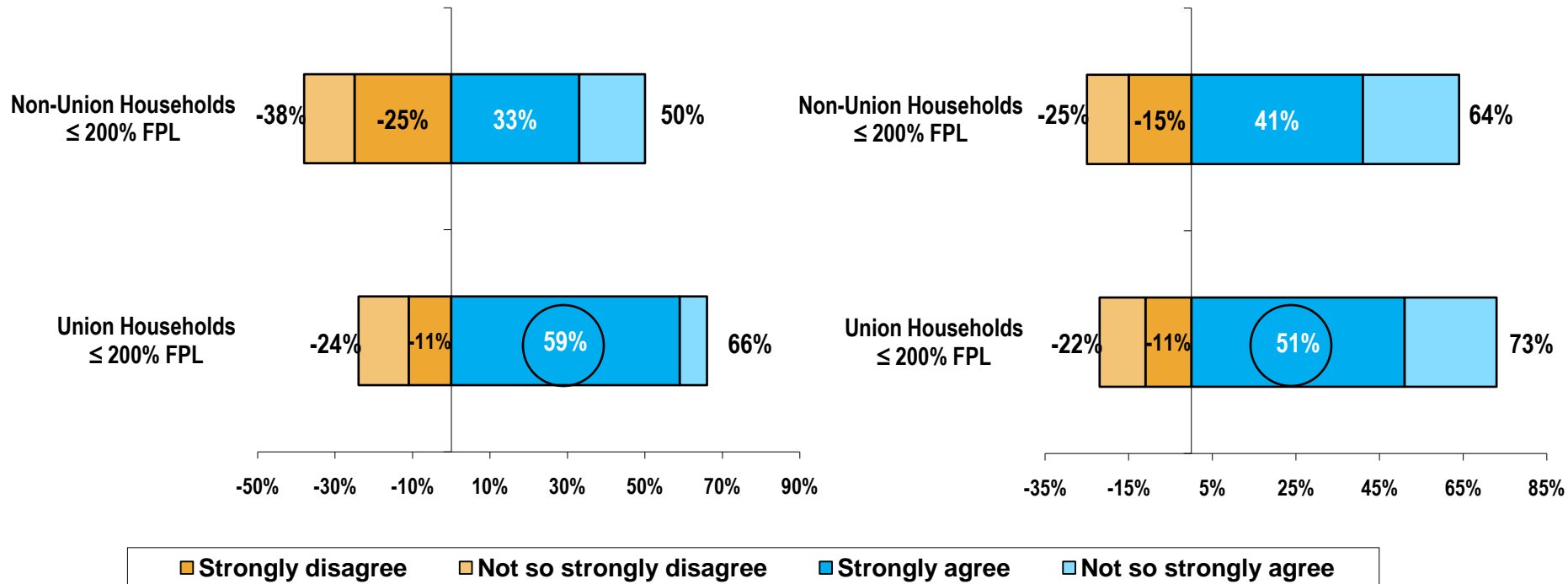
Thinking about your current job, is this job part of an overall career plan or career track for you?



## Low-income workers in union-households are more likely than their non-union counterparts to report that their employer invests in education and skills development to enhance their career opportunities, and that they are satisfied with job training opportunities at their current job.

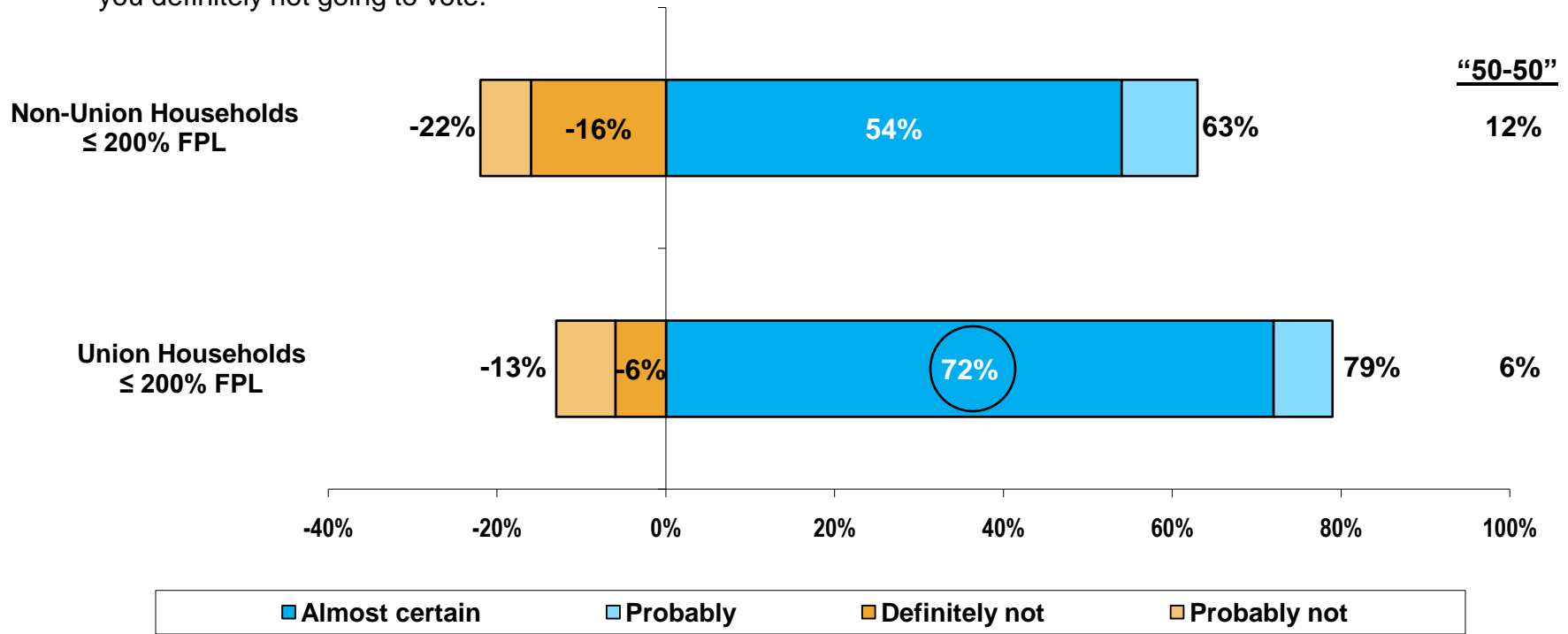
My employer invests in education and skills development to enhance my career opportunities.

I am satisfied with job training opportunities at my current job.



## Low-income respondents in union households are much more likely to vote than their non-union counterparts. Over 7 in 10 low-income union respondents reported that they were *almost certain* to vote in the 2008 elections.

Please tell me how likely are you to vote in the 2008 elections for President and other offices – are you almost certain to vote, will you probably vote, are the chances about 50-50, are you probably not going to vote, or are you definitely not going to vote.



# Community Service Society

## [www.cssny.org](http://www.cssny.org)

- ❖ The Community Service Society draws on a 160-year history of excellence in addressing the root causes of economic disparity. CSS is an informed, independent and unwavering voice for positive action that serves the needs of our constituents: low- and moderate-income New Yorkers who are too often left out of the policy conversation.
  
  - ❖ *Special Thanks to our funders:*
    - ❖ Independence Community Foundation
    - ❖ The New York Community Trust
    - ❖ The New York Times Company Foundation
    - ❖ The Rockefeller Foundation
  
  - ❖ CSS 2008 Unheard Third team is led by Jeremy Reiss and includes Chris Molnar, Elisabeth Benjamin, and Krista Pietrangelo.
  
  - ❖ For more information, please contact Jeremy Reiss, [jreiss@cssny.org](mailto:jreiss@cssny.org), 212.614.5472.
-